






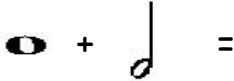

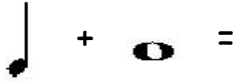





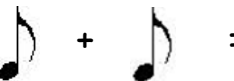
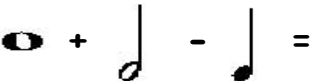
Soalan 1 hingga 10
 Lengkapkan jadual di bawah

(10 markah)

| Lambang | Nama not | Nilai not |
|---|-----------|------------|
|  | (1) | (2) |
|  | (3) | (4) |
|  | (5) | (6) |
|  | (7) | (8) |
|  | (9) | (10) |

Soalan 11 hingga 20
 Tulis jumlah nilai not.

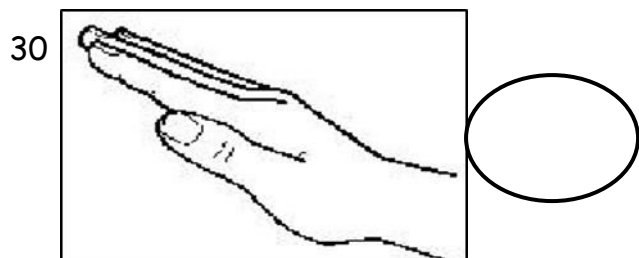

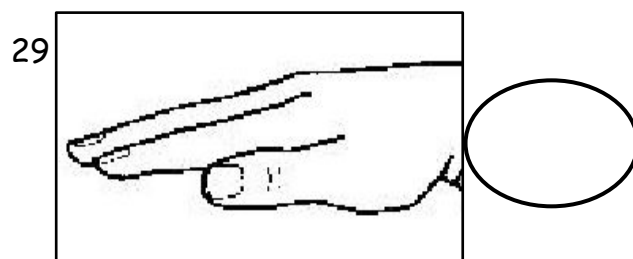
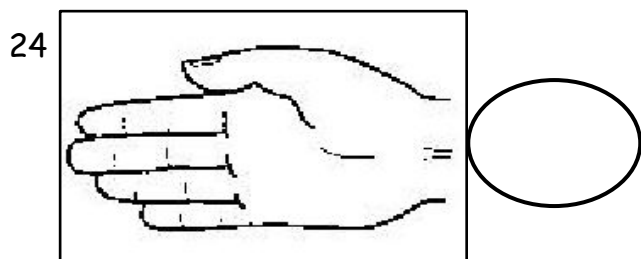

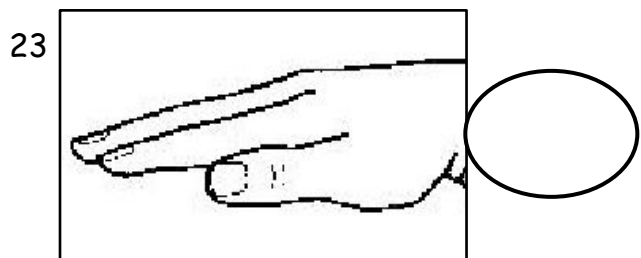
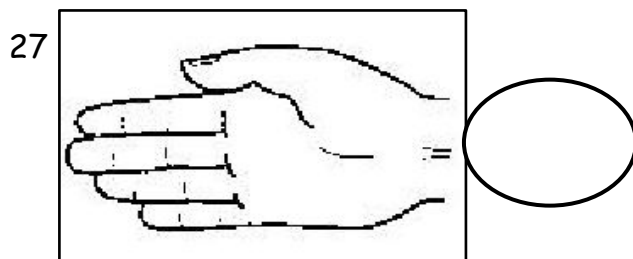


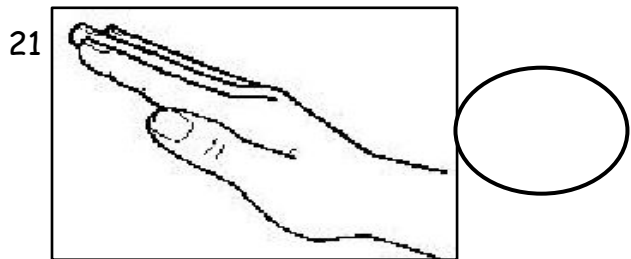
(10 markah)

| | | | | | |
|----|---|-------|----|--|-------|
| 11 |  | | 16 |  | |
| 12 |  | | 17 |  | |
| 13 |  | | 18 |  | |
| 14 |  | | 19 |  | |
| 15 |  | | 20 |  | |

Soalan 21 hingga 30

(10 markah)

Tuliskan isyarat tangan Curwen



Jawab soalan berdasarkan skor lagu di bawah.



Edelweiss



- 31. Apakah tajuk lagu di atas?
- 32. Apakah meter lagu di atas?
- 33. Berapakah jumlah not kuaver?
- 34. Berapakah jumlah not krocet?
- 35. Berapakah jumlah not minim?
- 36. Berapakah jumlah not minim bertitik?.....
- 37. Apakah nama not yang paling kerap digunakan dalam skor lagu di atas?.....
- 38. Bulatkan satu sahaja kedudukan not pada baluk yang paling tinggi.
- 39. Bulatkan satu sahaja kedudukan not pada baluk yang paling rendah.
- 40. Bulatkan garisan penamat lagu di atas.